



District Report Card: 2017


State: Punjab	District: Rupnagar
Class: 8	Subject: Science
Schools: 51	Students: 1085


Participation/Coverage


Students

<div>GENDER</div> <div></div>	Boys				Girls			
	Number		%		Number		%	
	618		56.96		467		43.04	

<div>AREA</div> <div></div>	Rural				Urban			
	Number		%		Number		%	
	911		83.96		174		16.04	

<div>CATEGORY</div> <div></div>	SC		ST		OBC		GEN	
	Number	%	Number	%	Number	%	Number	%
	494	45.53	4	0.37	330	30.41	257	23.69

<div>CWSN</div> <div></div>	LD	VI	HI	S&LD	ID	Oth
	3	6	0	10	2	80

<div>Management</div> <div></div>	Government			Government-aided		
	Number		%	Number		%
	1021		94.10	64		5.90

Average Performance of Students in Science (%)

Overall	Gender		Area		Management		Social Group			
	Male	Female	Rural	Urban	Govt.	Aided	SC	ST	OBC	GEN
33.41	33.05	33.88	34.47	27.85	33.87	26.04	32.73	36.67	32.85	35.38

Performance on Learning Outcomes (LOs)

Learning Outcomes	Description	Average Performance(%)
SCI703	Classifies materials and organisms based on properties/characteristics	23.84
SCI704	Conducts simple investigation to seek answers to queries	28.71
SCI705	Relates processes and phenomenon with causes	27.85
SCI708	Measures and calculates e.g., temperature; pulse rate; speed of moving objects; time period of a simple pendulum, etc.	29.68
SCI710	Plots and interprets graphs	23.77
SCI711	Constructs models using materials from surroundings and explains their working	17.73
SCI801	Differentiates materials, organism and processes	49.84
SCI804	Relates processes and phenomenon with causes	27.24
SCI805	Explains processes and phenomenon	28.34
SCI807	Measures angles of incidence and reflection, etc.	27.47
SCI811	Applies learning of scientific concepts in day-to-day life	33.68
SCI813	Makes efforts to protect environment	62.58

Range of Performance of Students who Answered Correctly							
Below 30%		30% - 50%		50% - 75%		Above 75%	
Number	%	Number	%	Number	%	Number	%
452	41.66	439	40.46	177	16.31	17	1.57

Lowest Performing Learning Outcomes (LOs)

- 1 - Constructs models using materials from surroundings and explains their working (17.73)
- 2 - Plots and interprets graphs (23.77)
- 3 - Classifies materials and organisms based on properties/characteristics (23.84)
- 4 - Relates processes and phenomenon with causes (27.24)
- 5 - Measures angles of incidence and reflection, etc. (27.47)